

**LG-µCAN11\_Eng-000****Advanced datalogger and interface unit**

Module



CAN/GPS connector



TYCO 34PM

**Key Features:**

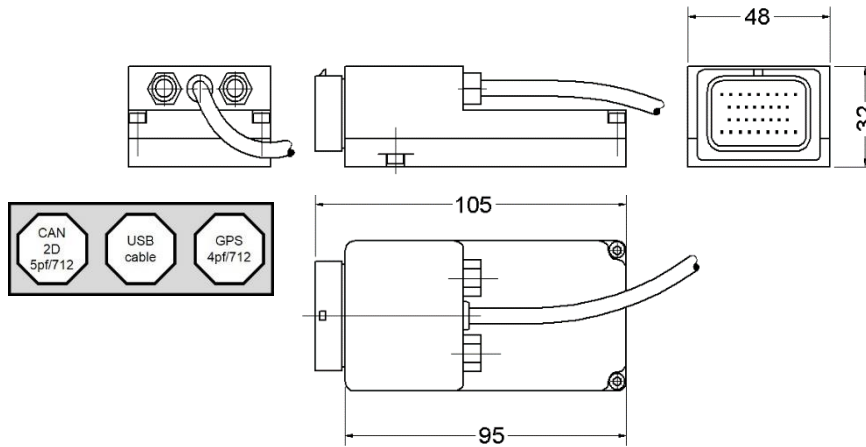
- The datalogger has the following channels:
  - 96 CAN input
  - 8 analog input
  - 3 digital input
  - 1 lap input
  - 1 digital output
  - 3 axis accelerometer build in
  - 2 system channels (supply voltage and module temperature)
  - 15 GPS channels
- 2 completely independent CAN lines with full CAN routing
- GPS laptime (standard)
- Integrated 3 axis accelerometers  $\pm 6G$
- External power supply 8-18V
- Storage rate up to 800Hz/channel
- All channels individual programmable
- Compact, rigid and lightweight (170g) aluminum housing
- Easy connection of sensor signals through single AMP connector (=interface unit)



# LG-µCAN11\_Eng-000

# Advanced datalogger and interface unit

## Dimensions

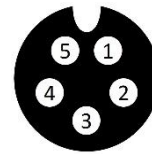


## Connector layout

## Connector type

### CAN 2D, Binder 712 5PF

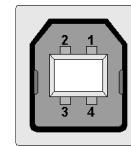
Pin	Name	Description	Color
1	CAN H	CAN High (2D)	white
2	CAN L	CAN Low (2D)	green
3	GND	Ground	black
4	n.c.	Not connected	
5	Vext	Power in (8-18V)	red



front view

### USB, Type B socket

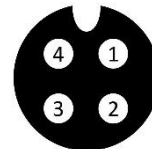
Pin	Name	Description	Color
1	Vcc	Power supply +5V	red
2	Data-	Data line -	white
3	Data+	Data line +	green
4	GND	Ground	black



front view

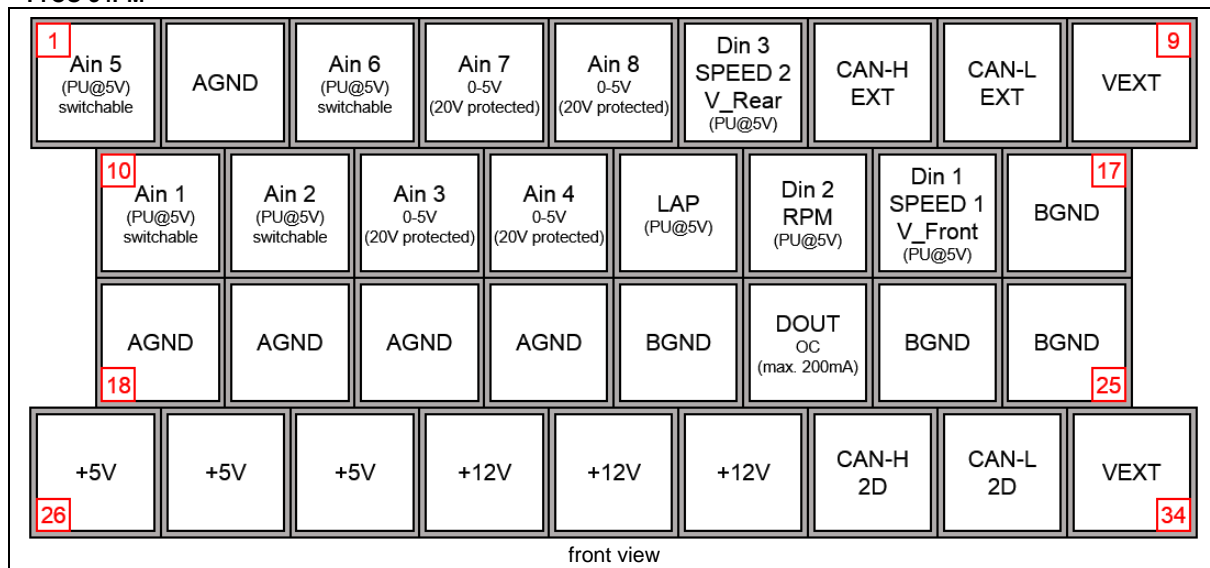
### GPS, Binder 712 4PF

Pin	Name	Description	Color
1	TxD	Data line	green
2	RxD	Data line	white
3	GND	Ground	black
4	Vcc	Power supply	red



front view

### TYCO 34PM



front view

The specifications on this document are subject to change at 2D decision. 2D assumes no responsibility for any claims or damages arising out of the use of this document, or from the use of modules based on this document, including but not limited to claims or damages based on infringement of patents, copyrights or other intellectual property rights.