

IN-LSU_EVO4.9-000

Interface module



Key Features:

- To work in combination with LG-CANStick_EVO-000
- 1 A/F input for use with 4.9 probe
- 2 CAN connections, 1 CAN line
- 1 external power supply for lambda-heating
- 8 analog input channels

Technical specifications

Electrical characteristics			Mechanical characteristics		
Supply voltage	V	8-16	Housing material	Aluminum	
Current consumption			Dimensions	mm ³	57x50x14
@12 V idle	mA	75	Weight (module)	g	140
@12 V max	A	2.5	Connector		
Sensor supply +12 V	mA	100	CAN connection 1	Binder 712, 5PM	
Sensor supply +5 V	mA	100	Length	mm	250
Vext Out max	A	1	CAN connection 2	Binder 712, 5PF	
Channels			Length	mm	250
Analog channels		8	Lambda	Bosch 1 928 404 687, 6PF	
4k7 pull up switchable		2	Length	mm	1000
Input voltage range	V	0-5	Analog input	Deutsch IMC 200, 12PF	
A/F input channel			Length	mm	200
Resolution	A/F	0.01	External power supply	AMP Super Seal, 2PM	
Sampling rate	Hz	100	Length	mm	500
Environmental data			Vibration resistance		
Protection class		IP 66	Shock	G	40
Ambient operating range	°C	0 to +70	During time period of	ms	10
humidity	%	5 to 95	Vibration tested at	G	12
			Measured with	Hz	1000
			Ordering information		
			Art.No. IN-LSU_EVO4.9-000		

IN-LSU_EVO4.9-000

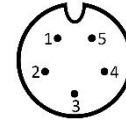
Interface module

Connector layout

Connector type

CAN connection 1, Binder 712 5PM

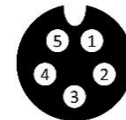
Pin	Name	Description	Color
1	CAN Hi	CAN High	orange
2	CAN Lo	CAN Low	brown
3	GND	Ground	black
4	n.c.	Not connected	
5	Vext/KL30	Power supply 8-16V	red



Front view

CAN connection 2, Binder 712 5PF

Pin	Name	Description	Color
1	CAN Hi	CAN High	orange
2	CAN Lo	CAN Low	brown
3	GND	Ground	black
4	n.c.	Not connected	
5	Vext	Power supply 8-16V	red



Front view


LSU Probe, Bosch 1 928 404 687 6PF

Pin	Name	Description	Color
1	IP	Inverting input current amplifier	black
2	VM	Virtual ground current control	green
3	Heater-	Ground heater	brown
4	Heater+	Power heater	orange
5	IA	Non inverting input of pump current amplifier	yellow
6	UN	Inverting input current control	red

tba

Analog input, Deutsch IMC 200, 12PF

Pin	Name	Description	Color
1	n.c.	Not connected	red
2	AGND	Sensor ground	black
3	AIN1	Analog input 1, pull up switchable	brown
4	AIN2	Analog input 2, pull up switchable	orange
5	AIN3	Analog input 3	yellow
6	AIN4	Analog input 4	green
7	AIN5	Analog input 5	white
8	AIN6	Analog input 6	grey
9	AIN7	Analog input 7	white/black
10	AIN8	Analog input 8	white/brown
11	5 V	5 V power sensor supply	purple
12	12 V	12 V power sensor supply	blue



front view

External power supply, AMP Super Seal, 2PM

Pin	Name	Description	Color
1	12 V	12 V power supply	red
2	GND	Ground	black

